









				CLUTCH DIMENSIONS			REMARKS		
ERF									
BUS									
66 ATS 170 ES6	-	ADE 352 T ADE 366 T	-	350 x 38.1 - 10	71/2-62019	81/2-7153	CV=Cast Iron CT=Push CL=Single D/L=Diaphragm FLW =Flat	RBRG-119-001 With Collar	830/840-1116
Cambrian ES6 (4 x 2)	-	ADE 366 T	-	350 x 38.1 - 10	71/2-62019	81/2-7153	CV=Cast Iron CT=Push CL=Single D/L=Diaphragm FLW =Flat	RBRG-028-043 With Collar	830/840-1117
Cambrian ES6 (4 x 2) Cambrian ES6 (4 x 2)	-	ADE 407 T ADE 407 Ti	-	14 " x 1 3/4" - 10 8 Spring Organic	▲71/72-61029A ▼71/72-61029B	81/2-8971	CV=Cast Iron CT=Pull CL=Twin D/L=Lever FLW =43mm Recess 7 " Bore	Included In Cover Uses Solid Fork With Clutch Stopper 1 3/4"	830/840-1148
Hawk (4 x 2)	-	ADE 366 T	-	380 x 44.5 - 10	71/2-61013	81/2-7172	CV=Cast Iron CT=Push CL=Single D/L=Diaphragm FLW =Flat	RBRG-007-303 With Collar	830/840-1176
Trailblazer (4 x 2)	-	ADE 352 T ADE 366 T	-	350 x 38.1 - 10	71/2-62019	81/2-7153	CV=Cast Iron CT=Push CL=Single D/L=Diaphragm FLW =Flat	RBRG-119-001 With Collar	830/840-1116
Trailblazer Turbo	-	ADE 447 N ADE 447 T ADE 447 HT	-	430 x 44.5 - 10 (Pre-Damper)	71/2-63026	81/2-7187	CV=Pressed Steel CT=Pull CL=Single D/L=Diaphragm FLW =Flat	RBRG-000-157 With Collar	830/840-2062
Trailblazer (4 x 2) Super Trailblazer	-	ADE 407T/Ti ADE 407T/Ti	-	14 " x 1 3/4" - 10 8 Spring Organic	▲71/72-61029A ▼71/72-61029B	81/2-8971/1	CV=Cast Iron CT=Pull CL=Twin D/L=Lever FLW =43mm Recess 7 " Bore	Included In Cover Uses Solid Fork With Clutch Stopper 1 3/4"	830/840-1148
Trailblazer (4 x 2) Super Trailblazer	-	ADE 407 T/Ti ADE 407 T/Ti	-	14 " x 1 3/4" - 10 8 Spring Cermaic 4 Paddle or Round 8/12 Buttons	▲71/72-61095A ▼71/72-61095B	81/2-8971	CV=Cast Iron CT=Pull CL=Twin D/L=Lever FLW =43mm Recess 7 " Bore	Included In Cover Uses Solid Fork With Clutch Stopper 1 3/4"	830/840-1147
Trailblazer	-	Cummins	ZF 5-6-65	430 x 44.5 - 10 (Pre-Damper)	71/2-63026	81/2-7187	CV=Pressed Steel CT=Pull CL=Single D/L=Diaphragm FLW =Flat	RBRG-000-157 With Collar	830/840-2062
Truck									
64 A5-180 Rigid FC (4x2) 64 A5-290TT (4 x 2) 64 A5-360TT (4 x 2)	-	ADE 447 T ADE 447 T ADE 447 Ti	Eaton TR14609A	14 " x 2" - 10 8 Spring Cermaic 4 Paddle or Round 8/12 Buttons	▲71/72-61099A ▼71/72-61099B	81/2-8952	CV=Cast Iron CT=Pull CL=Twin D/L=Lever FLW =43mm Recess 7 " Bore	Included In Cover Uses Solid Fork With Clutch Stopper 2"	830/840-1145
64 A-290 64 A5-290 64 A5-360 64 A5A-400	-	ADE 447 T/Ti ADE 447 T/Ti ADE 447 T/Ti ADE 447 T/Ti	-	14 " x 1 3/4" - 10 8 Spring Organic	▲71/72-61029A ▼71/72-61029B	81/2-8971/1	CV=Cast Iron CT=Pull CL=Twin D/L=Lever FLW =43mm Recess 7 " Bore	Included In Cover Uses Solid Fork With Clutch Stopper 1 3/4"	830/840-1148
64 A-290 64 A5-290 64 A5-360 64 A5A-400	-	ADE 447 T/Ti ADE 447 T/Ti ADE 447 T/Ti ADE 447 T/Ti	-	14 " x 1 3/4" - 10 8 Spring Cermaic 4 Paddle or Round 8/12 Buttons	▲71/72-61095A ▼71/72-61095B	81/2-8971	CV=Cast Iron CT=Pull CL=Twin D/L=Lever FLW =43mm Recess 7 " Bore	Included In Cover Uses Solid Fork With Clutch Stopper 1 3/4"	830/840-1147
64 CU-310	1973-	840 GXB Gardner 8 LXB WTK310 Cummins	-	15 1/2 " x 1 3/4" - 10 8 Spring Organic	▲71/72-62002A ▼71/72-62002B	81/2-8966	CV=Cast Iron CT=Pull CL=Twin D/L=Lever FLW = Flat 7" Bore	Included In Cover Uses Solid Fork With Clutch Stopper 1 3/4"	830/840-1208
64 CU-310	1973-	840 GXB Gardner 8 LXB WTK310 Cummins	-	15 1/2 " x 1 3/4" - 10 8 Spring Cermaic 4 Paddle or Round 8/12 Buttons	▲71/72-62101A ▼71/72-62101B	81/2-8966	CV=Cast Iron CT=Pull CL=Twin D/L=Lever FLW = Flat 7" Bore	Included In Cover Uses Solid Fork With Clutch Stopper 1 3/4"	830/840-1207
66 A-280 66 A-290 66 A-320	1995-	-	-	15 1/2 " x 2" - 10 8 Spring Organic	▲71/72-61024A ▼71/72-61024B	81/2-8954/1	CV=Cast Iron CT=Pull CL=Twin D/L=Lever FLW = Flat 7" Bore	Included In Cover Uses Solid Fork With Clutch Stopper 2"	830/840-1206
66 A-290 66 A5-355 66 A5-360 66 A5-400 66 A5A-400	-	ADE 447 T/Ti	-	14 " x 1 3/4" - 10 8 Spring Organic	▲71/72-61029A ▼71/72-61029B	81/2-8971/1	CV=Cast Iron CT=Pull CL=Twin D/L=Lever FLW =43mm Recess 7 " Bore	Included In Cover Uses Solid Fork With Clutch Stopper 1 3/4"	830/840-1148
66 A-290 66 A5-355 66 A5-360 66 A5-400 66 A5A-400	-	ADE 447 T/Ti	-	14 " x 1 3/4" - 10 8 Spring Cermaic 4 Paddle or Round 8/12 Buttons	▲71/72-61095A ▼71/72-61095B	81/2-8971	CV=Cast Iron CT=Pull CL=Twin D/L=Lever FLW =43mm Recess 7 " Bore	Included In Cover Uses Solid Fork With Clutch Stopper 1 3/4"	830/840-1147

				CLUTCH DIMENSIONS			REMARKS		
ERF									
Truck									
66 A5-400TT (6 x 4)	95-99	ADE 447 Ti	Eaton TR14609A	14 " x 2" - 10 8 Spring Cermaic 4 Paddle or Round 8/12 Buttons	▲71/72-61099A ▼71/72-61099B	81/2-8952	CV=Cast Iron CT=Pull CL=Twin D/L=Lever FLW =43mm Recess 7 " Bore	Included In Cover Uses Solid Fork With Clutch Stopper 2"	830/840-1145
66 CU-410 66 CU5-410 TT (6 x 4)	95-99	Cummins NTA 410	Eaton TR14609A	15 1/2 " x 2" - 10 8 Spring Organic	▲71/72-61024A ▼71/72-61024B	81/2-8954/1	CV=Cast Iron CT=Pull CL=Twin D/L=Lever FLW = Flat 7" Bore	Included In Cover Uses Solid Fork With Clutch Stopper 2"	830/840-1206
66 CU-410 66 CU5-410 TT (6 x 4)	95-99	Cummins NTA 410	Eaton TR14609A	15 1/2 " x 2" - 10 8 Spring Cermaic 4 Paddle or Round 8/12 Buttons	▲71/72-62103A ▼71/72-62103B	81/2-8954/1	CV=Cast Iron CT=Pull CL=Twin D/L=Lever FLW = Flat 7" Bore	Included In Cover Uses Solid Fork With Clutch Stopper 2"	830/840-1204
66 CU5-410 TT (6 x 4) 66 CU5A-450 Rigid FC 66 CU5A-450 TT (6 x 4) 66 CU5A-480 TT (6 x 4)	95-2001 2001-	Cummins NTA A410 N14-450 N14-450E N14-480E	PS0175-16M TR14609A	15 1/2 " x 2" - 10 10 Spring Cermaic 4 Paddle 8 Buttons	▲71/72-62108A ▼71/72-62108B	81/2-8954	CV=Cast Iron CT=Pull CL=Twin D/L=Lever FLW = Flat 8.5" Bore	Included In Cover Uses Solid Fork With Clutch Stopper 2"	830/840-1205
66 CU5-410 Rigid FC 66 CU5-450	95-97	Cummins NTA 410 435E	-	15 1/2 " x 2" - 10 10 Spring Cermaic 4 Paddle 8 Buttons	▲71/72-62108A ▼71/72-62108B	81/2-8954	CV=Cast Iron CT=Pull CL=Twin D/L=Lever FLW = Flat 8.5" Bore	Included In Cover Uses Solid Fork With Clutch Stopper 2"	830/840-1205
84 AV-360	-	ADE 442 T	-	15 1/2 " x 2" - 10 8 Spring Organic	▲71/72-61024A ▼71/72-61024B	81/2-8954/1	CV=Cast Iron CT=Pull CL=Twin D/L=Lever FLW = Flat 7" Bore	Included In Cover Uses Solid Fork With Clutch Stopper 2"	830/840-1206
84 AV-360	-	ADE 442 T	-	15 1/2 " x 2" - 10 8 Spring Cermaic 4 Paddle or Round 8/12 Buttons	▲71/72-62103A ▼71/72-62103B	81/2-8954/1	CV=Cast Iron CT=Pull CL=Twin D/L=Lever FLW = Flat 7" Bore	Included In Cover Uses Solid Fork With Clutch Stopper 2"	830/840-1204
86 AV-330 86 AV-360 86 AV-380 86 AV5-385 86 AV-435 86 AV5-435 TT (6 x 4) 86 AV480	-	ADE 442 T/Ti	Eaton TR14609A	15 1/2 " x 2" - 10 10 Spring Cermaic 4 Paddle 8 Buttons	▲71/72-62108A ▼71/72-62108B	81/2-8954	CV=Cast Iron CT=Pull CL=Twin D/L=Lever FLW = Flat 8.5" Bore	Included In Cover Uses Solid Fork With Clutch Stopper 1 3/4"	830/840-1205